

Chicago Community Health Profile

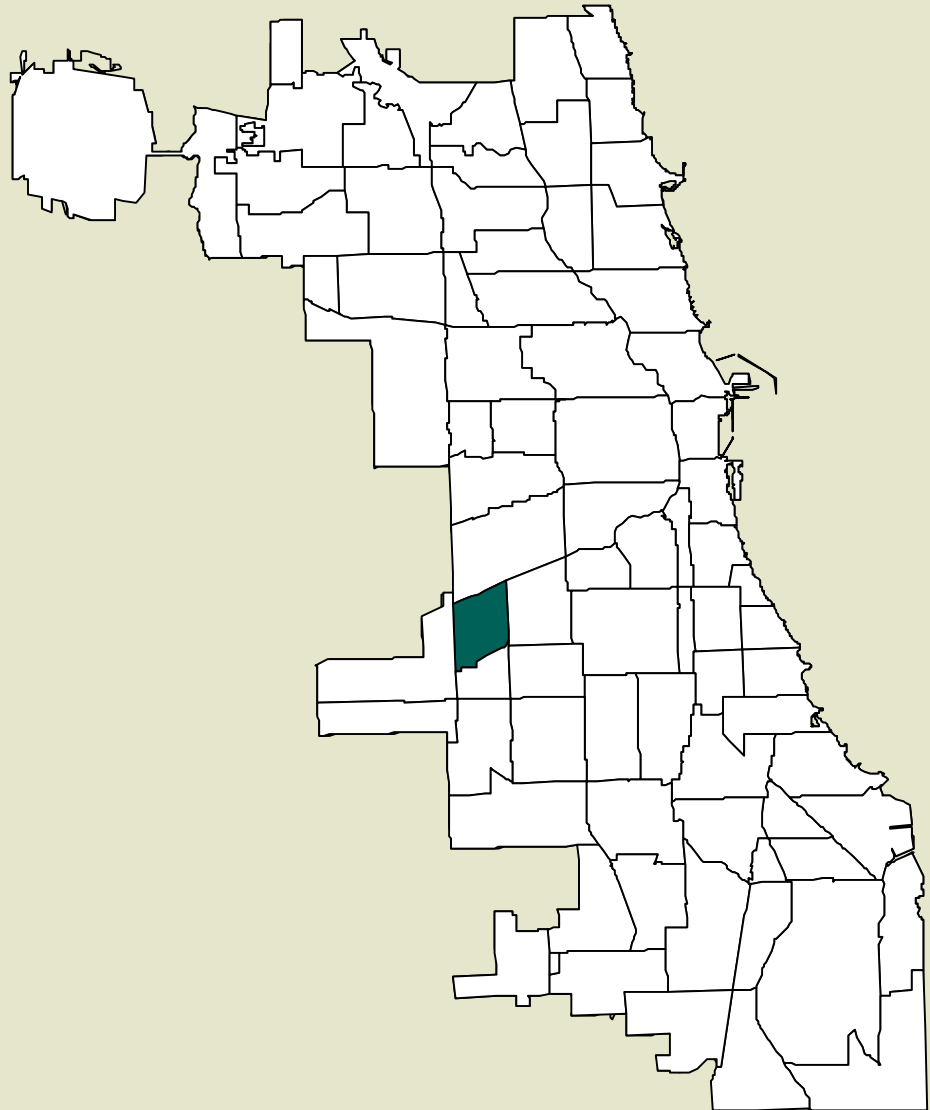
Archer Heights

Chicago
Department of
Public Health



Terry Mason, M.D.
Commissioner

*Dedicated to making
Chicago a safer and
healthier city by working
with community partners
to promote health,
prevent disease, reduce
environmental hazards
and ensure access to
health care.*



Contact Information:
Chicago Department of
Public Health
333 S. State Street
Room 200
Chicago, IL 60604
Partnerships@cdph.org

Chicago Health & Health Systems Project
Chicago Department of Public Health
with support from the Otho S.A. Sprague Memorial Institute

<http://www.cityofchicago.org/Health/profiles>

Health Care Facilities

Archer Heights

Community Area (CA) 57

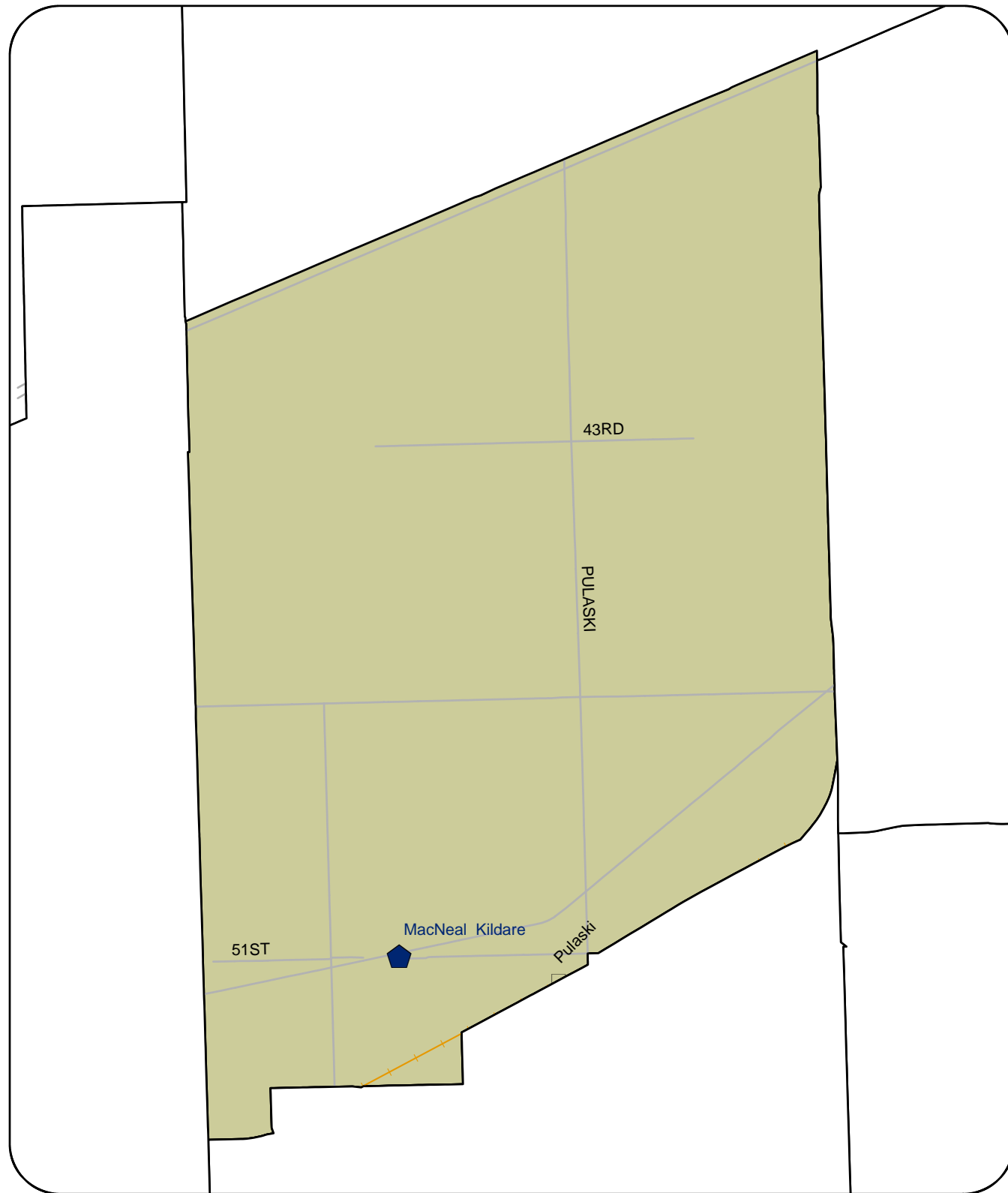
As of January, 2006

-  Hospitals
-  Community-based Health Centers
-  Free Health Centers
-  Publicly-operated Health Centers
-  Hospital-affiliated Health Centers
-  School-based Health Centers
-  CTA stations

0 0.15 0.3 0.6 Mile



Chicago Department of Public Health
Chicago Health & Health Systems Project



Archer Heights (57) Community Health Profile

Census Statistics

	Archer Heights (57)					Chicago				
	1990		2000		%	1990		2000		%
	Number	Percent	Number	Percent		Change	Number	Percent	Number	
Total Population	9,227		12,644		37.0%	2,783,726		2,896,016		4.0%
Gender										
Female	4,834	52.4%	6,359	50.3%	31.5%	1,449,021	52.1%	1,490,909	51.5%	2.9%
Male	4,393	47.6%	6,285	49.7%	43.1%	1,334,705	47.9%	1,405,107	48.5%	5.3%
Race/Ethnicity										
Asian	49	0.5%	55	0.4%	12.2%	98,776	3.5%	125,409	4.3%	27.0%
Black	2	0.0%	74	0.6%	3600.0%	1,074,471	38.6%	1,053,739	36.4%	-1.9%
Hispanic	779	8.4%	5,485	43.4%	604.1%	545,852	19.6%	753,644	26.0%	38.1%
White	8,388	90.9%	6,752	53.4%	-19.5%	1,056,048	37.9%	907,166	31.3%	-14.1%
Multi-Race			258	2.0%				47,474	1.6%	
Other	9	0.1%	20	0.2%	122.2%	8,579	0.3%	8,584	0.3%	0.1%
Age										
0 - 14	1,412	15.3%	2,768	21.9%	96.0%	608,496	21.9%	643,336	22.2%	5.7%
15 - 44	3,854	41.8%	5,781	45.7%	50.0%	1,360,598	48.9%	1,406,681	48.6%	3.4%
45 - 64	2,004	21.7%	2,380	18.8%	18.8%	484,450	17.4%	547,196	18.9%	13.0%
65 - 84	1,882	20.4%	1,556	12.3%	-17.3%	299,660	10.8%	263,635	9.1%	-12.0%
85 and Over	75	0.8%	159	1.3%	112.0%	30,522	1.1%	35,168	1.2%	15.2%
Socio-Economic										
Below Poverty Level	397	4.3%	813	6.4%	48.8%	592,325	21.6%	556,791	19.6%	-9.3%
Below Twice Poverty Level	1,880	20.4%	3,788	30.0%	47.1%	1,126,629	41.1%	1,127,610	39.7%	-3.4%
Foreign Born	2,464	26.7%	5,542	43.8%	124.9%	468,642	16.8%	628,903	21.7%	34.2%
Language other than English Spoken at Home	3,827	43.8%	7,875	67.1%	105.8%	747,085	29.1%	952,076	35.5%	27.4%

Note: The denominator for the poverty measures is the population for which poverty status was determined and for the "Language" measure the population 5 years of age and older. The "% Change" calculations are based on the numbers with the exception of the poverty measures where it is based on the percents.

Maternal and Child Health

	Archer Heights (57)					Chicago				
	1993		2003		%	1993		2003		%
	Number	Rate/Pct	Number	Rate/Pct		Change	Number	Rate/Pct	Number	
Live Births	103		262		154.4%	59,012		48,044		-18.6%
Teen Births	8	7.8%	29	11.1%	**	10,972	18.6%	6,469	13.5%	-27.4%
No Prenatal Care	1	1.0%	2	0.8%	**	1,791	3.0%	829	1.7%	-43.3%
Low Birthweight	5	4.9%	16	6.1%	**	6,635	11.2%	4,858	10.1%	-9.8%
Infant Mortality*	0	**	2	**	**	806	13.7	463	9.6	-29.9%

*Infant mortality rates are per 1,000 live births. **Figure does not meet standard of reliability or precision. "% Change" based on percents/rate.

Estimated Community Risk for Selected BRFSS Indicators***

Not Having a Health Plan:	Average
Never Had a Clinical Breast Exam:	High
Never Had Cholesterol Checked:	Average
No Exercise in Past Month:	Average
Current Smoking:	Average
Told Blood Pressure High More Than Once:	Average
Obesity:	Average
Binge Drinking:	Low
Non-Daily Fruit Consumption:	Low

*** Risk scores based on City-wide Behavioral Risk Factor Surveillance Survey data and Community Area-specific 2000 census data.

Archer Heights (57) Community Health Profile

Leading Causes of Death in 2003 (order based on Chicago rates)	Archer Heights (57)			Chicago		
	Number	Percent	Rate*	Number	Percent	Rate*
Heart Disease	33	34.7%	261.0	6,594	29.6%	227.7
Malignant Neoplasms (Cancer)	16	16.8%	126.5	4,933	22.1%	170.3
Cerebrovascular Diseases (Stroke)	7	7.4%	**	1,301	5.8%	44.9
Accidents (Unintentional Injuries)	1	1.1%	**	918	4.1%	31.7
Diabetes Mellitus	2	2.1%	**	746	3.3%	25.8
Chronic Lower Respiratory Disease	4	4.2%	**	668	3.0%	23.1
Septicemia	1	1.1%	**	623	2.8%	21.5
Influenza and Pneumonia	4	4.2%	**	613	2.8%	21.2
Assault (Homicide)	4	4.2%	**	600	2.7%	20.7
Nephritis	4	4.2%	**	557	2.5%	19.2
Alzheimer's Disease	0	0.0%	**	356	1.6%	12.3
Human Immunodeficiency Virus (HIV) Disease	0	0.0%	**	275	1.2%	9.5
Chronic Liver Disease and Cirrhosis	3	3.2%	**	274	1.2%	9.5
Perinatal Conditions	2	2.1%	**	254	1.1%	8.8
Hypertension	1	1.1%	**	208	0.9%	7.2
Intentional Self-Harm (Suicide)	2	2.1%	**	181	0.8%	6.2
Pneumonitis due to Solids and Liquids	0	0.0%	**	160	0.7%	5.5
Aortic Aneurysm and Dissection	0	0.0%	**	116	0.5%	4.0
Benign Neoplasms	2	2.1%	**	106	0.5%	3.7
Congenital Anomalies	0	0.0%	**	102	0.5%	3.5
Parkinson's Disease	1	1.1%	**	91	0.4%	3.1
Atherosclerosis	0	0.0%	**	85	0.4%	2.9
Anemias	0	0.0%	**	57	0.3%	2.0
Viral Hepatitis	0	0.0%	**	42	0.2%	1.5
Nutritional Deficiencies	1	1.1%	**	28	0.1%	1.0
Peptic Ulcer	0	0.0%	**	26	0.1%	0.9
Tuberculosis	0	0.0%	**	15	0.1%	0.5
Total Deaths	95	100.0%	751.3	22,283	100.0%	769.4

*Death rates are per 100,000 population based on the 2000 Census. **Figure does not meet standard of reliability or precision.

Archer Heights (57) Community Health Profile

Leading Causes of Hospitalization in 2001 (estimated)

Cause of Hospitalization	Archer Heights (57)			Chicago		
	<u>Number</u>	<u>Percent</u>	<u>Adj. Rate*</u>	<u>Number</u>	<u>Percent</u>	<u>Adj. Rate*</u>
Delivery	268	20.6%	202.5	47,549	11.8%	147.8
Heart Disease	118	9.1%	93.2	42,290	10.5%	172.5
Injury	75	5.8%	58.4	15,617	3.9%	56.9
Nephritis, etc.	53	4.1%	41.9	11,778	2.9%	43.8
Cancer	44	3.4%	34.9	13,029	3.2%	52.6
Mental Disorders - Non Drug/Alcohol Related	41	3.1%	32.3	35,143	8.8%	122.0
Pneumonia	37	2.8%	28.8	12,292	3.1%	47.6
Infectious and Parasitic Diseases	32	2.5%	24.5	10,348	2.6%	38.4
Rehabilitation	32	2.5%	24.6	7,633	1.9%	31.2
Stroke	28	2.2%	22.5	10,084	2.5%	41.4
Cellulitis and Abscess	24	1.8%	19.3	5,119	1.3%	19.4
Diabetes	21	1.6%	17.1	7,520	1.9%	28.8
Chest Pain	19	1.5%	16.2	11,498	2.9%	44.9
Acute Respiratory Infection	19	1.5%	14.6	3,289	0.8%	11.3
Asthma	19	1.5%	14.9	8,884	2.2%	31.6
Total Hospitalizations	1,302	100%	1,018.5	401,352	100%	1,488.0

Source: Illinois Health Care Cost Containment Council (excludes newborns).

Hospitalizations Due To Ambulatory Care Sensitive Conditions (ACSC) in 2001 (estimated)

ACSC	Archer Heights (57)			Chicago		
	<u>Number</u>	<u>Percent</u>	<u>Adj. Rate*</u>	<u>Number</u>	<u>Percent</u>	<u>Adj. Rate*</u>
Bacterial Pneumonia	35	2.7%	27.4	10,632	2.6%	41.2
Congestive Heart Failure (Ages >= 18)	35	2.7%	36.0	15,200	3.8%	83.6
Dehydration	18	1.4%	14.3	4,121	1.0%	16.2
Urinary Tract Infection	17	1.3%	13.2	5,149	1.3%	19.9
Chronic Obstructive Pulmonary Disease (Ages >= 18)	14	1.1%	14.9	4,763	1.2%	26.4
Pediatric Asthma (Ages <= 17)	12	0.9%	36.7	2,713	0.7%	35.7
Diabetes Long-term Complications (Ages >= 18)	11	0.8%	12.3	3,038	0.8%	16.3
Adult Asthma (Ages >= 18)	7	0.5%	7.5	5,869	1.5%	28.8
Pediatric Gastroenteritis (Ages <= 17)	5	0.4%	15.3	784	0.2%	10.3
Angina Without Procedure (Ages >= 18)	4	0.3%	4.5	1,964	0.5%	10.6
Lower-extremity Amputation among Diabetics (Ages >= 18)	4	0.3%	4.2	968	0.2%	5.3
Diabetes Short-term Complications (Ages >= 18)	4	0.3%	4.5	1,620	0.4%	7.7
Uncontrolled Diabetes (Ages >= 18)	2	0.2%	2.0	1,722	0.4%	8.9
Hypertension (Ages >= 18)	1	0.1%	1.3	1,785	0.4%	9.5
Total Hospitalizations for ACSCs	169	13.0%	N/A	60,328	15.0%	N/A

Source: Illinois Health Care Cost Containment Council as computed by CDPH.

*Rates are per 10,000 population and age-adjusted to the 2000 US standard population.

Archer Heights (57) Community Health Profile

Health Care Resources

Hospital-affiliated Health Centers

MacNeal HealthCare Center on Kildare (MacNeal Health Network)
5101 S. Kildare 60632

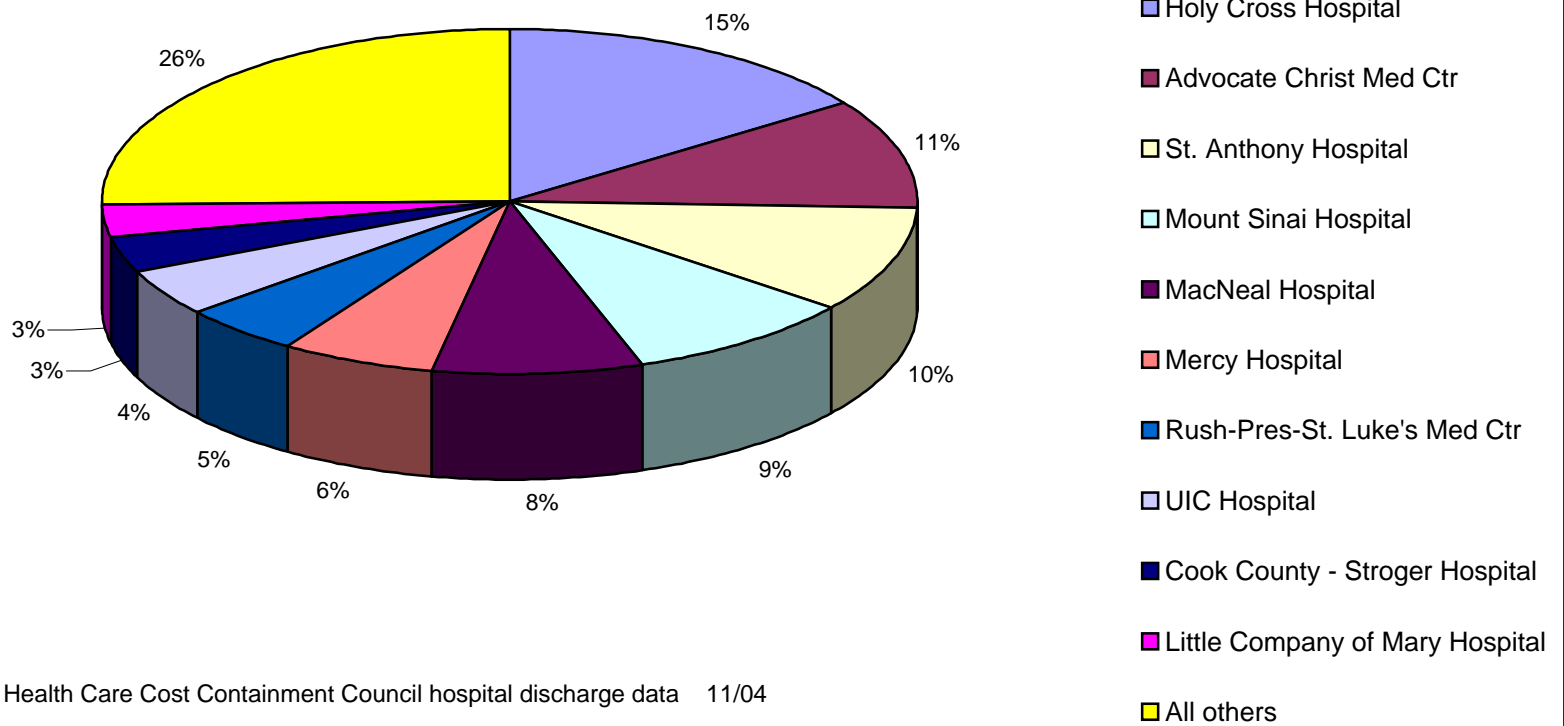
2002 Estimated Primary Care Capacity and Utilization (in visits)

Type	Number	Capacity	Utilization
Hospital-affiliated Health Centers	N/A	N/A	N/A

See Technical Notes section for data source explanation.

These figures reflect data provided for sites that existed in 2002 and may differ from number of currently operating sites identified above.

Where Archer Heights Residents Receive Hospital Care



Source: 2001 Illinois Health Care Cost Containment Council hospital discharge data 11/04

NOTE: numbers are estimates based on converting zipcode data to community areas

Chicago Department of Public Health - Chicago Health & Health Systems Project